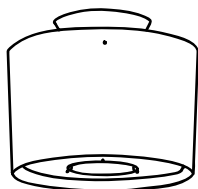


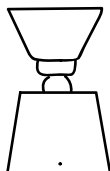
Plafonder

Skala 1:10



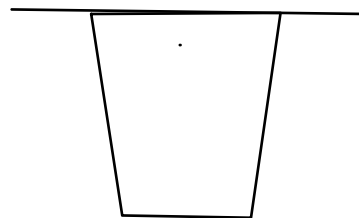
Z 811-2524

ø skärm = 250
h skärm = 160
H = 200
60W E27




Zimpel 109-1410

ø skärm = 140
h skärm = 100
H = 210
Svart eller vit sladd
60W E27 (rek. 40W)




Vega 110-2517

ø skärm = 250
h skärm = 270
H = 270
60W E27



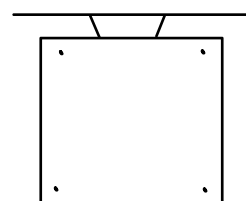
Zlim 611-40, 611-57

ø skärm = 400 x 400
ø skärm = 570 x 570
H = 140
dubbelisolerad kl II
lysrör



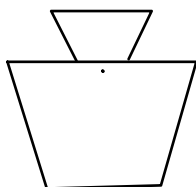
Flakes 615-4022

ø skärm = 400
h skärm = 220
H = 290
60W E27



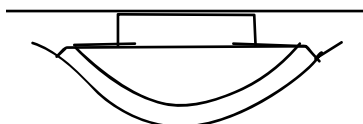
Vega 110-2424

ø skärm = 240
h skärm = 220
H = 250
60W E27



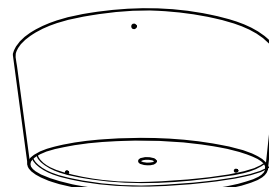
Vega 110-2515

ø skärm = 250
h skärm = 170
H = 240
60W E27



Paper 610

H = 150
skärm 400 x 400
dubbelisolerad kl II
60W E27



Z 813-3533

ø skärm = 350
h skärm = 150
H = 180
3x60W E27



Z 811-2524



Zimpel 109-1410



Vega 110-2517



Zlim 611-40, 611-57



Flakes 615-4022



Vega 110-2424



Vega 110-2515



Paper 610



Z 813-3533